

This is the ASP default view

St John's Catholic Primary School, Camborne (URN: 140763)

Key stage 2

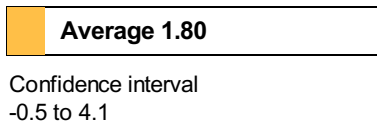
This is provisional data for 2017/18. Any amendments made to this school's data will be reflected when we re-publish the data in a few months. National and local authority benchmarks may also change. Until these changes take effect, you may see differences between data on ASP and Compare school and college performance.

Progress in reading, writing and maths

Reading

Number of pupils = 27


Pupils with adjusted scores = 0



Writing

Number of pupils = 27

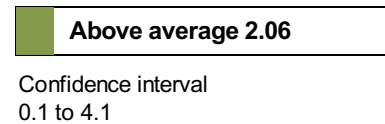
Pupils with adjusted scores = 0



Maths

Number of pupils = 27

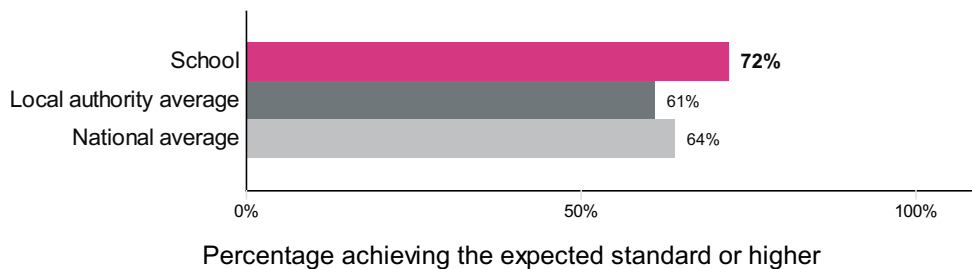
Pupils with adjusted scores = 0



Reading, writing and maths combined

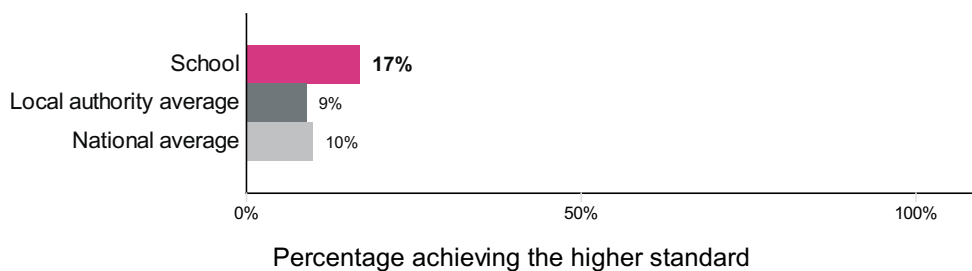
Percentage of pupils achieving the expected standard or higher

Number of pupils = 29



Percentage of pupils achieving the higher standard

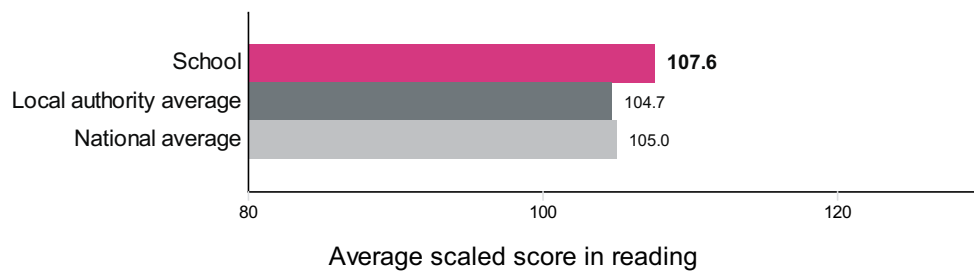
Number of pupils = 29



Average scaled score in:

Reading

Number of pupils = 29



Maths

Number of pupils = 29

